



GRAY GARDENS

P L A N T S T U D I O



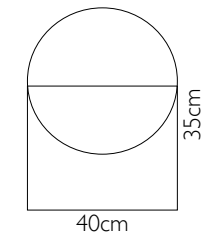
TERRA



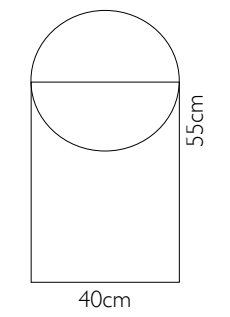
The basic cylindrical shape is the starting point for this collection. Taking inspiration from classical columns and tree trunks, Terra planters are proportionate and stoutly as if rooted in the ground. Functioning well as stand-alone fixtures, or grouped together to create an immersive sculptural environment.



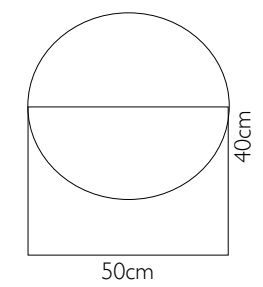
TERRA



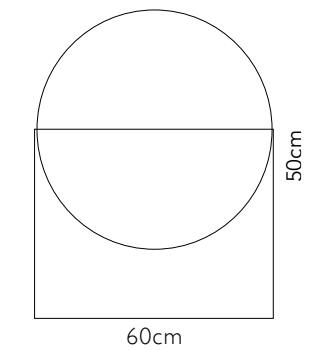
TER4-3
 ø16x13.75h inches
 weight: 30lbs/14kg



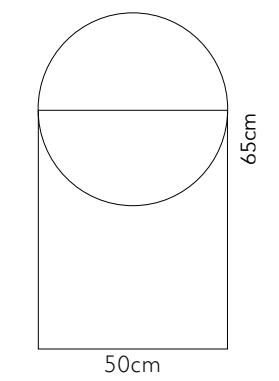
TER4-5
 ø16x21.5h inches
 weight: 45lbs/20kg



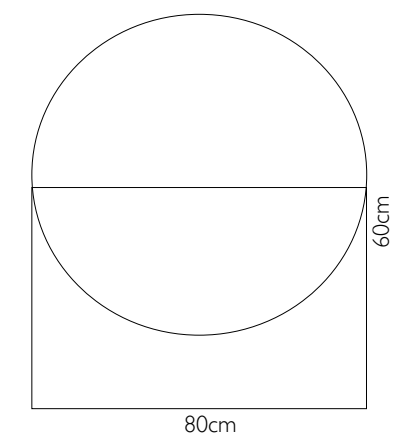
TER5-4
 ø20x16h inches
 weight: 45lbs/20kg



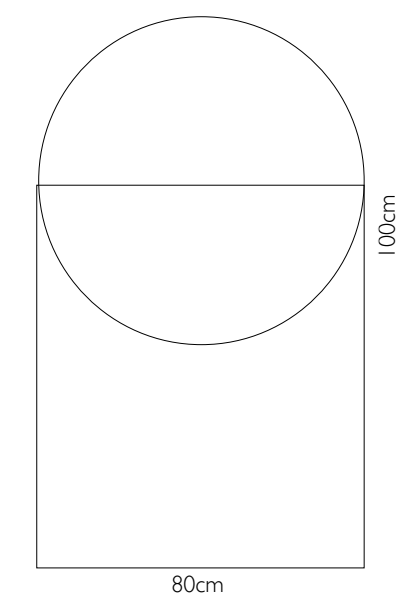
TER6-5
 ø23.5x20h inches
 weight: 80lbs /36kg



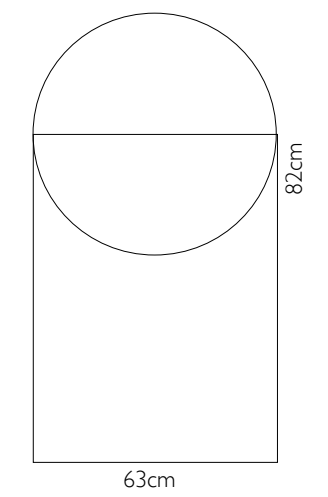
TER5-6
 ø20x25.5h inches
 weight: 70lbs/31kg



TER8-6
 ø31.5x24h inches
 weight: 120lbs/55kg



TER8-1
 ø31.5x40h inches
 weight: 200lbs/90kg*



TER6-8
 ø25x32h inches
 weight: 120lbs/55kg



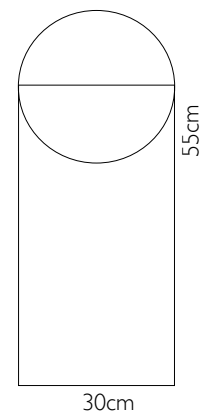
STEM




A collection to celebrate the plant stem; a long singular base, tasked with the bold responsibility of supporting the leaves and flowers, while transporting all the nutrients up from the soil. Our stem planters add elevation and elegance by placing their plants on a pedestal with an exaggerated vantage point. Ideal for when surface area is limited and to make a strong statement.



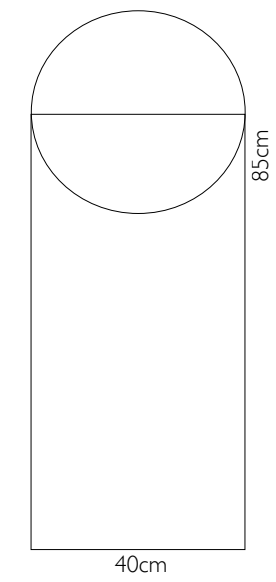
STEM



STM3-5
ø12x21.5h inches
weight: 40lbs/18kg



STM3-7
ø12x27.5h inches
weight: 50lbs/23kg



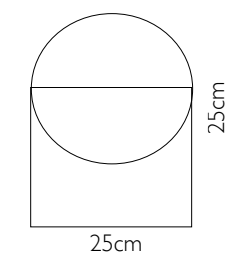
STM4-8
ø16x33.5h inches
weight: 80lbs/36kg



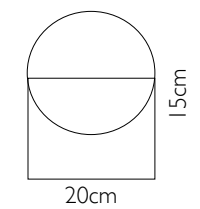
TABLETOP



BUCKET



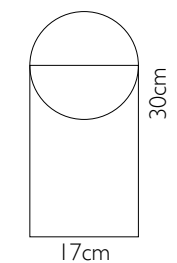
BKT-L
ø10x10h inches
weight: 15lbs/7kg



BKT-S
ø8x6h inches
weight: 7lbs/4kg



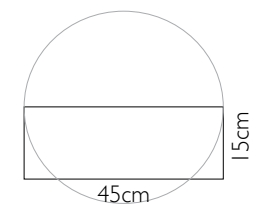
VASE



VASE
ø7x12h inches
weight: 11lbs/5kg



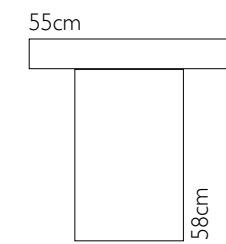
BOWL



BOWL
ø18x6h inches
weight: 18lbs/8kg



SIDE TABLE



SIDE TABLE
22" diam x 23" H
weight: 70lbs/32kg

FINISH OPTIONS

Tone*



Texture



Water Dish



*All colors are for reference, variations can occur.



PRODUCT INFORMATION

HANDMADE

All planters are handcrafted from Glass Fiber Reinforced Cement and are one-of-a-kind productions. Works are each unique and never exactly the same; variations in color and final results are part of the handmade quality.

CARE

In areas with prolonged freezing temperatures, cover during winter months. Spot clean with a wet cloth and soap, pressure wash not recommended. Our work is durable yet fragile, handle with care.

PLANTING

Planters are both indoor and outdoor safe and are equipped with a drainage hole. An interior liner is recommended to reduce water exposure. If planting directly into the planter be sure to use adequate plantings techniques to ensure proper drainage of water. We recommend to consult a nursery for the best planting application for your space and plant. Proper plantings techniques to preserve the integrity of the planter are solely the responsibility of the client.

